

1-1971984-5 ✓ ACTIVE



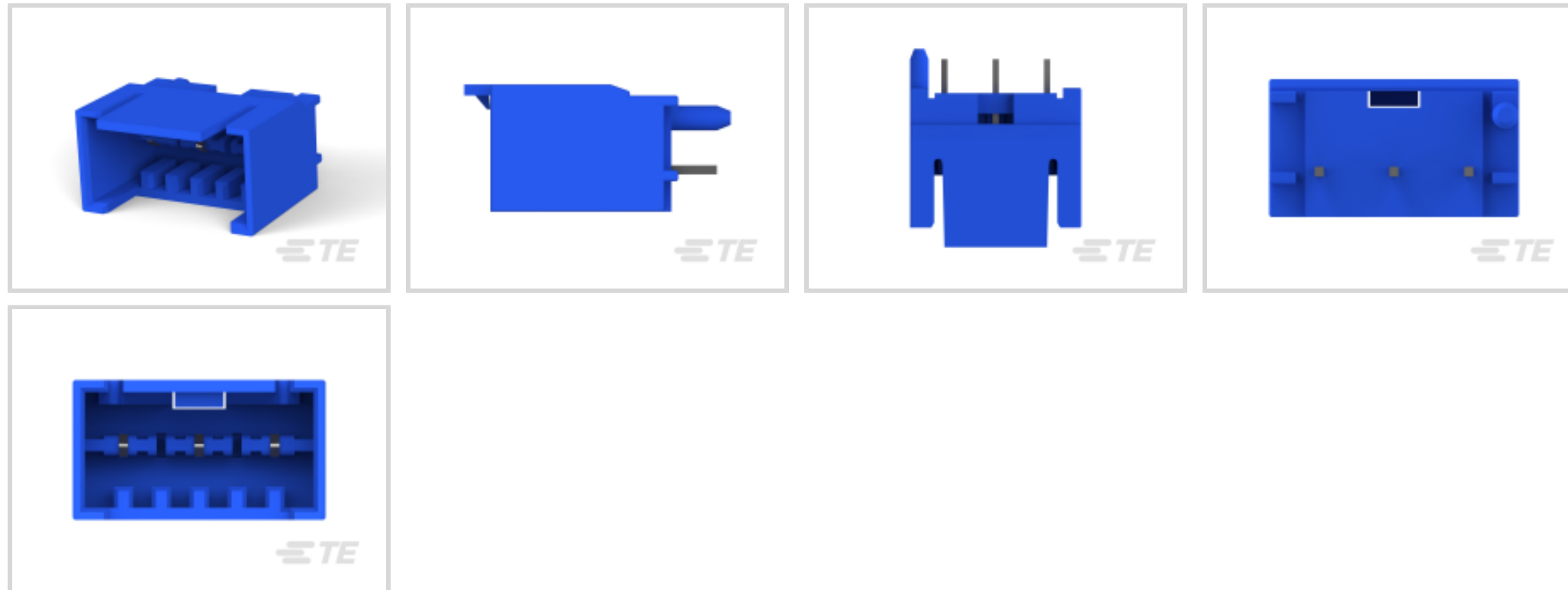
RAST | RAST 5D

TE Internal #: 1-1971984-5

PCB Mount Header, Vertical, Wire-to-Board, 5 Position, 2.5 mm [.098 in] Centerline, Fully Shrouded, Tin, Through Hole - Solder, Signal, Blue, RAST 5D

[View on TE.com >](#)

Connectors > PCB Connectors > PCB Headers & Receptacles



Connector System: **Wire-to-Board**

Number of Positions: **5**

Number of Rows: **1**

Centerline (Pitch): **2.5 mm [.098 in]**

PCB Mount Orientation: **Vertical**

## Features

### Product Type Features

|                                   |                       |
|-----------------------------------|-----------------------|
| Connector System                  | Wire-to-Board         |
| Header Type                       | Fully Shrouded        |
| Sealable                          | No                    |
| Connector & Contact Terminates To | Printed Circuit Board |
| PCB Connector Assembly Type       | PCB Mount Header      |

### Configuration Features

|                       |          |
|-----------------------|----------|
| Number of Columns     | 5        |
| Number of Positions   | 5        |
| Number of Rows        | 1        |
| PCB Mount Orientation | Vertical |

### Electrical Characteristics

|                   |         |
|-------------------|---------|
| Operating Voltage | 250 VAC |
|-------------------|---------|

### Body Features

|                       |      |
|-----------------------|------|
| Primary Product Color | Blue |
|-----------------------|------|



### Contact Features

|   |   |
|---|---|
| Contact Layout  | Inline                                    |
| PCB Contact Termination Area Plating Material Thickness | 3.8 $\mu\text{m}$ [149.6 $\mu\text{in}$ ] |
| Mating Tab Width  | 1.5 mm[.059 in]                           |
| Mating Tab Thickness                                    | .6 mm[.024 in]                            |
| Contact Underplating Material Thickness                 | 1.27 $\mu\text{m}$ [50 $\mu\text{in}$ ]   |
| Contact Mating Area Plating Material Thickness          | 3.8 $\mu\text{m}$ [149.6 $\mu\text{in}$ ] |
| PCB Contact Termination Area Plating Material Finish    | Matte                                     |
| Contact Shape & Form                                    | Rectangle                                 |
| Contact Mating Area Plating Material Finish             | Matte                                     |
| Contact Underplating Material                           | Nickel                                    |
| PCB Contact Termination Area Plating Material           | Tin                                       |
| Contact Base Material                                   | Copper Alloy                              |
| Contact Mating Area Plating Material                    | Tin                                       |
| Contact Type  | Tab                                       |
| Contact Current Rating (Max)                            | 2 A                                       |

### Termination Features

|   |                       |
|---|-----------------------|
| Rectangular Termination Post & Tail Thickness | .6 mm[.024 in]        |
| Rectangular Termination Post & Tail Width     | .65 mm[.026 in]       |
| Termination Method to Printed Circuit Board   | Through Hole - Solder |

### Mechanical Attachment

|                          |                     |
|--------------------------|---------------------|
| PCB Mount Alignment Type | Locating Posts      |
| Mating Alignment Type    | Keyed, Polarization |
| Mating Retention         | With                |
| Connector Mounting Type  | Board Mount         |
| Mating Alignment         | With                |
| PCB Mount Alignment      | With                |
| PCB Mount Retention      | Without             |

### Housing Features

|                    |                 |
|--------------------|-----------------|
| Housing Material   | Nylon           |
| Centerline (Pitch) | 2.5 mm[.098 in] |

### Dimensions



|                  |                 |
|------------------|-----------------|
| Connector Length | 15.1 mm[.59 in] |
| Connector Height | 15.5 mm[.61 in] |
| Connector Width  | 9.2 mm[.36 in]  |

### Usage Conditions

|                             |                            |
|-----------------------------|----------------------------|
| Operating Temperature Range | -40 – 120 °C[-40 – 248 °F] |
|-----------------------------|----------------------------|

### Operation/Application

|                     |        |
|---------------------|--------|
| Circuit Application | Signal |
|---------------------|--------|

### Industry Standards

|                        |           |
|------------------------|-----------|
| Agency/Standard        | UL, VDE   |
| Approved Standards     | UL E28476 |
| UL Flammability Rating | UL 94V-0  |

### Packaging Features

|                |             |
|----------------|-------------|
| Packaging Type | Loose Piece |
|----------------|-------------|

## Product Compliance

[For compliance documentation, visit the product page on TE.com>](#)

|   |  |
|---|--|
| EU RoHS Directive 2011/65/EU                  | Compliant  |
| EU ELV Directive 2000/53/EC                   | Compliant  |
| China RoHS 2 Directive MIIT Order No 32, 2016 | No Restricted Materials Above Threshold  |
| EU REACH Regulation (EC) No. 1907/2006        | Current ECHA Candidate List: JUNE 2022 (224)<br>Candidate List Declared Against: JUL 2021 (219)<br>Does not contain REACH SVHC |
| Halogen Content                               | Not Low Halogen - contains Br or Cl > 900 ppm.   |
| Solder Process Capability                     | Not reviewed for solder process capability   |

#### Product Compliance Disclaimer

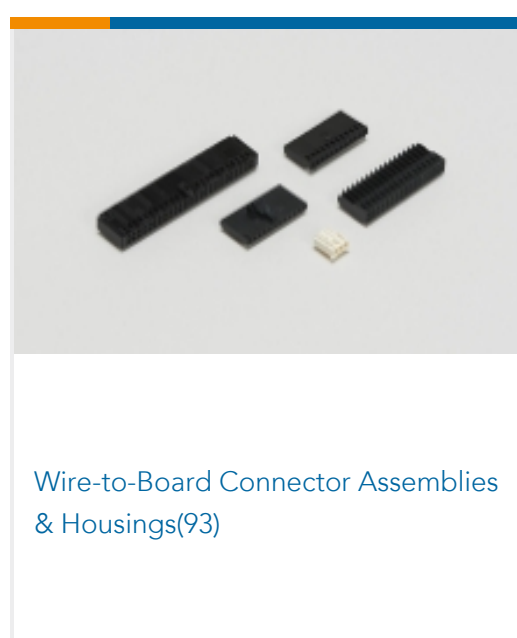
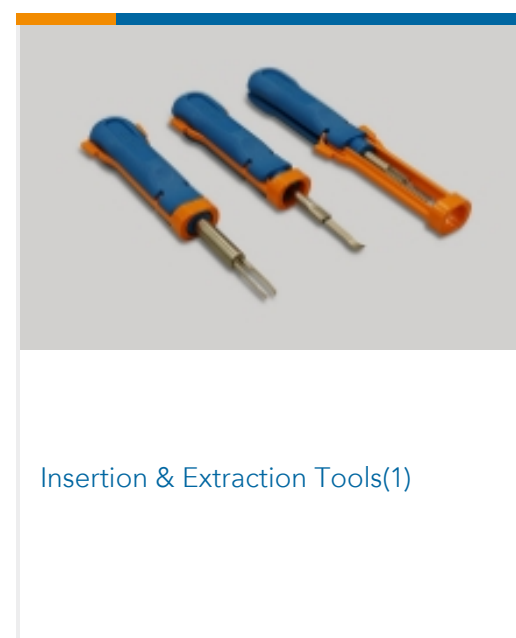
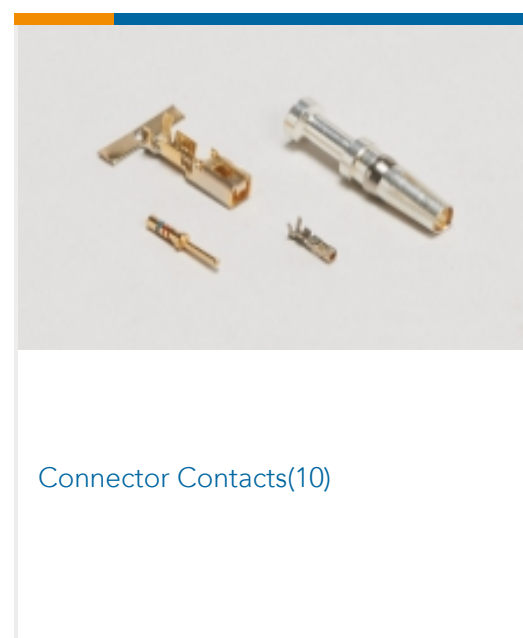

This information is provided based on reasonable inquiry of our suppliers and represents our current actual knowledge based on the information they provided. This information is subject to change. The part numbers that TE has identified as EU RoHS compliant have a maximum concentration of 0.1% by weight in homogenous materials for lead, hexavalent chromium, mercury, PBB, PBDE, DBP, BBP, DEHP, DIBP, and 0.01% for cadmium, or qualify for an exemption to these limits as defined in the Annexes of Directive 2011/65/EU (RoHS2). Finished electrical and electronic equipment products will be CE marked as required by Directive 2011/65/EU. Components may not be CE marked. Additionally, the part numbers that TE has identified as EU ELV compliant have a maximum concentration of 0.1% by weight in homogenous materials for lead, hexavalent chromium, and mercury, and 0.01% for cadmium, or qualify for an exemption to these limits as defined in the Annexes of Directive 2000/53/EC (ELV). Regarding the REACH Regulation, the information TE provides

on SVHC in articles for this part number is based on the latest European Chemicals Agency (ECHA) 'Guidance on requirements for substances in articles' posted at this URL: <https://echa.europa.eu/guidance-documents/guidance-on-reach>

## Compatible Parts



## Also in the Series | RAST 5D



## Documents

### Product Drawings

3/5P,RAST 2.5 Tab Header,Ex- Locking,THV

English

### CAD Files

3D PDF

3D

Customer View Model

[ENG\\_CVM\\_CVM\\_1-1971984-5\\_A\\_c-1-1971984-5-a.2d\\_dxf.zip](#)

English

Customer View Model



[ENG\\_CVM\\_CVM\\_1-1971984-5\\_A\\_c-1-1971984-5-a.3d\\_igs.zip](#)

English

**Customer View Model**

[ENG\\_CVM\\_CVM\\_1-1971984-5\\_A\\_c-1-1971984-5-a.3d\\_stp.zip](#)

English

By downloading the CAD file I accept and agree to the [Terms and Conditions](#) of use.

**Product Specifications**

**Product Specification**

English